



INFORMASI KEGIATAN UNIT PENGELOLA BENDUNGAN (UPB) BALAI WILAYAH SUNGAI NUSA TENGGARA I

STATUS : 24 Juni 2024



INFORMASI OPERASI HARIAN BENDUNGAN JAM 08.00 WITA

No	Nama Bendungan	UPB	Tanggal Pemantauan		Elevasi Mercu	Elevasi Mercu-MAW	Volume Tamp. Saat ini	Kapasitas	Ket.
				Elevasi Muka Air				Tamp.Eff	
				Waduk saat ini				Desain	
				hh:mm				m3	
1	Gunung Paok	Lombok I	06/24/2024	571,70	571,70	0,00	77995,00	77995,00	Normal
2	Sepit	Lombok I	06/24/2024	96,50	105,00	8,50	0,00	584800,00	Normal
3	Batu Bokah	Lombok I	06/24/2024	115,10	126,33	11,23	21227,00	1563664,00	Normal
4	Pancor	Lombok I	06/24/2024	19,00	23,62	4,62	62113,00	301190,00	Normal
5	Jangkih Jawe	Lombok I	06/24/2024	85,20	90,00	4,80	0,00	212650,00	Normal
6	Gegurik	Lombok I	06/24/2024	166,70	173,00	6,30	4133,00	67933,00	Normal
7	Kengkang	Lombok I	06/24/2024	27,03	27,40	0,37	267483,00	293201,00	Normal
8	Tibu Kuning	Lombok I	06/24/2024	31,33	37,00	5,67	258600,00	1229000,00	Normal
9	Telaga Lebur	Lombok I	06/24/2024	24,42	26,00	1,58	885400,00	1122400,00	Normal
10	Batujai	Lombok II	06/24/2024	90,80	92,50	1,70	7009720,00	15429300,00	Normal
11	Pengga	Lombok II	06/24/2024	55,46	57,00	1,54	10020421,00	16076852,00	Normal
12	Surabaya	Lombok II	06/24/2024	128,70	128,50	-0,20	275178,00	265180,00	Waspada
13	Pare	Lombok II	06/24/2024	44,50	87,95	43,45	7350,00	22384,00	Normal
14	Bringe	Lombok II	06/24/2024	156,25	169,30	13,05	3035,00	96785,00	Normal
15	Jelantik	Lombok II	06/24/2024	302,50	305,00	2,50	104350,00	338600,00	Normal
16	Pandanduri	Lombok II	06/24/2024	275,95	281,50	5,55	12498180,00	27198042,00	Normal
17	Senang	Lombok II	06/24/2024	80,32	82,26	1,94	115995,00	181849,00	Normal

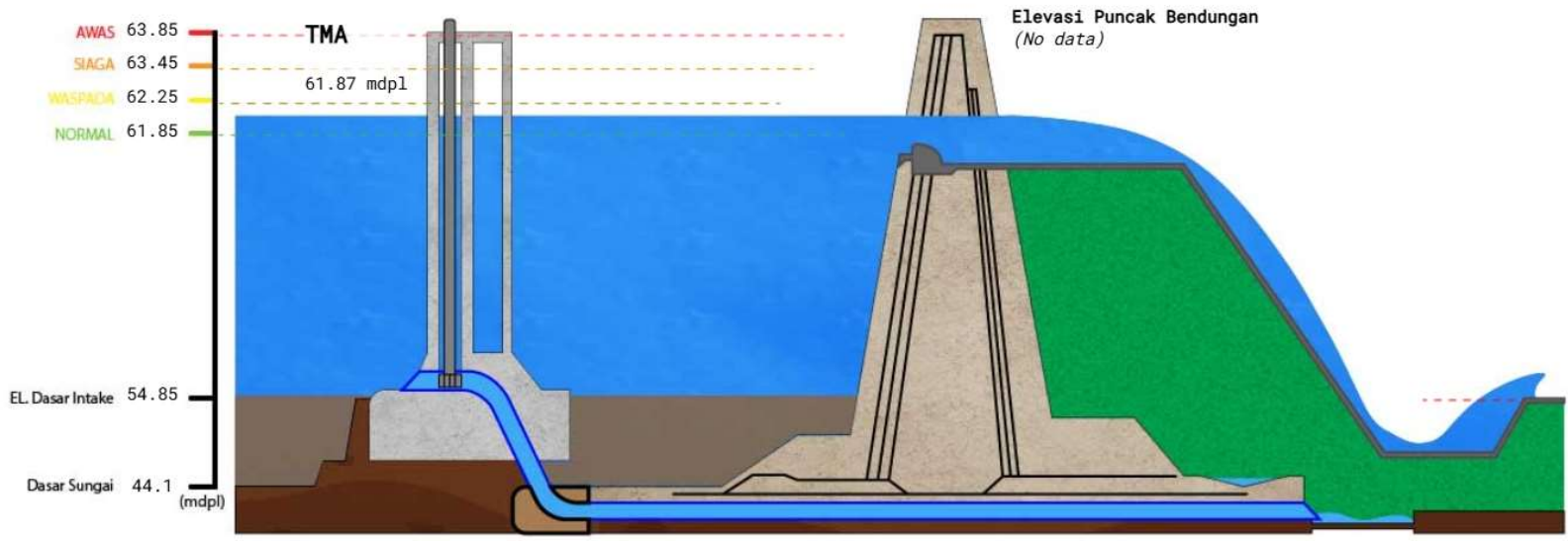
18	Peneda Gandor	Lombok II	06/24/2024	61,87	61,85	-0,02	954568,00	945860,00	Waspada
19	Lingkok Lamun	Lombok II	06/24/2024	99,71	100,00	0,29	217209,00	224264,00	Normal
20	Tundak	Lombok II	06/24/2024	104,60	106,50	1,90	171381,00	233977,00	Normal
21	Kali Ujung	Lombok II	06/24/2024	157,80	159,30	1,50	62098,00	86405,00	Normal
22	Batu Nampar	Lombok II	06/24/2024	41,35	44,75	3,40	46824,00	147080,00	Normal
23	Bintang Bano	Sumbawa I	06/24/2024	113,56	115,50	1,94	52062904,00	56726362,00	Normal
24	Mantar	Sumbawa I	06/24/2024	59,05	64,00	4,95	1390,00	25846,00	Normal
25	Tiu Suntuk	Sumbawa I	06/24/2024	72,60	93,50	20,90	13713678,77	57329576,45	Normal
26	Beringin Sila	Sumbawa I	06/24/2024	113,95	116,00	2,05	16653022,00	19097670,00	Normal
27	Penyaring	Sumbawa I	06/24/2024	24,00	27,00	3,00	141185,00	443736,00	Normal
28	Pernek	Sumbawa I	06/24/2024	88,13	94,50	6,37	58874,00	525470,00	Normal
29	Mamak	Sumbawa II	06/24/2024	84,79	93,20	8,41	11165496,00	27757485,00	Normal
30	Tiu Kulit	Sumbawa II	06/24/2024	44,84	57,00	12,16	354341,00	7100397,00	Normal
31	Gapit	Sumbawa II	06/24/2024	27,08	33,00	5,92	3496405,00	9993566,00	Normal
32	Batu Bulan	Sumbawa II	06/24/2024	57,33	60,00	2,67	25043647,00	38369919,00	Normal
33	Muer	Sumbawa II	06/24/2024	107,08	116,17	9,09	0,00	276540,00	Normal

34	Selante	Sumbawa II	06/24/2024	70,80	73,50	2,70	66320,00	229994,00	Normal
35	Labangka	Sumbawa II	06/24/2024	91,35	93,50	2,15	68313,00	99810,00	Normal
36	Sepayung Dalam	Sumbawa II	06/24/2024	18,02	22,35	4,33	829400,00	2840500,00	Normal
37	Lamenta	Sumbawa II	06/24/2024	23,00	28,60	5,60	33883,00	478747,00	Normal
38	Sejari I	Sumbawa II	06/24/2024	59,00	68,02	9,02	0,00	273027,00	Normal
39	Olat Rawa	Sumbawa II	06/24/2024	28,40	33,00	4,60	485570,00	1683673,00	Normal
40	Pemasar	Sumbawa II	06/24/2024	73,26	77,60	4,34	406376,00	1195739,00	Normal
41	Brangkolong	Sumbawa II	06/24/2024	34,50	48,00	13,50	36438,00	1049600,00	Normal
42	Serading	Sumbawa II	06/24/2024	24,90	30,51	5,61	7766,00	699999,00	Normal
43	Kaswangi	Sumbawa II	06/24/2024	154,68	158,00	3,32	158303,00	323904,00	Normal
44	Mengkoang	Sumbawa II	06/24/2024	57,24	65,00	7,76	0,00	435778,00	Normal
45	Banda	Sumbawa II	06/24/2024	120,80	123,10	2,30	114850,00	267273,00	Normal
46	Tanju	Bima I	06/24/2024	119,67	120,00	0,33	13543967,00	14570134,00	Normal
47	Mila	Bima I	06/24/2024	66,40	67,00	0,60	3468085,00	3955040,00	Normal
48	Sanggupasante	Bima I	06/24/2024	120,93	123,80	2,87	226656,00	812870,00	Normal
49	Saneo	Bima I	06/24/2024	393,70	394,00	0,30	90718,00	96734,00	Normal
50	Kempo	Bima I	06/24/2024	60,96	63,59	2,63	173880,00	362430,00	Normal

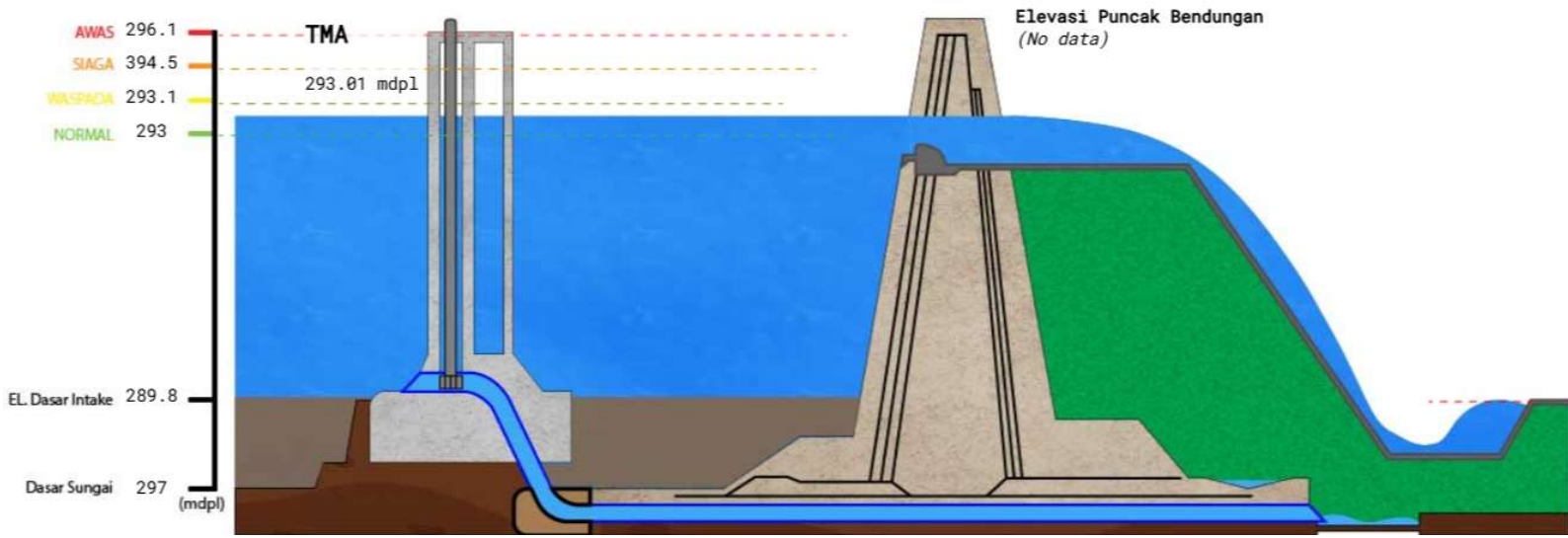
51	Tonda Selatan	Bima I	06/24/2024	29,01	35,50	6,49	780,00	672000,00	Normal
52	Kesi	Bima I	06/24/2024	39,50	40,90	1,40	378050,00	509740,00	Normal
53	Soncolopi	Bima I	06/24/2024	56,40	59,50	3,10	37081,00	81199,00	Normal
54	Lasi II	Bima I	06/24/2024	46,52	51,00	4,48	47587,00	168092,00	Normal
55	Lanangga	Bima I	06/24/2024	104,30	108,80	4,50	84286,00	194225,00	Normal
56	Sumi	Bima II	06/24/2024	101,40	106,00	4,60	10185440,00	16014600,00	Normal
57	Pelaperado	Bima II	06/24/2024	148,90	150,00	1,10	13121000,00	14240000,00	Normal
58	Roi Roka	Bima II	06/24/2024	40,90	47,97	7,07	72784,00	1738036,00	Normal
59	Ncera	Bima II	06/24/2024	71,50	76,50	5,00	12983,00	300000,00	Normal
60	Kowo	Bima II	06/24/2024	64,50	67,50	3,00	83226,00	212955,00	Normal
61	Woro	Bima II	06/24/2024	130,00	139,65	9,65	0,00	566621,00	Normal
62	Oi Toi	Bima II	06/24/2024	96,02	106,00	9,98	18913,00	58669,00	Normal
63	Parado Kanca	Bima II	06/24/2024	293,01	293,00	-0,01	82004,00	81608,00	Waspada
64	Laju	Bima II	06/24/2024	89,00	95,00	6,00	0,00	238609,00	Normal
65	Tolotangga	Bima II	06/24/2024	91,85	92,80	0,95	114213,00	147681,00	Normal
						Total	199703074,77	348945265,45	

Ket: 3 Bendungan Waspada ;

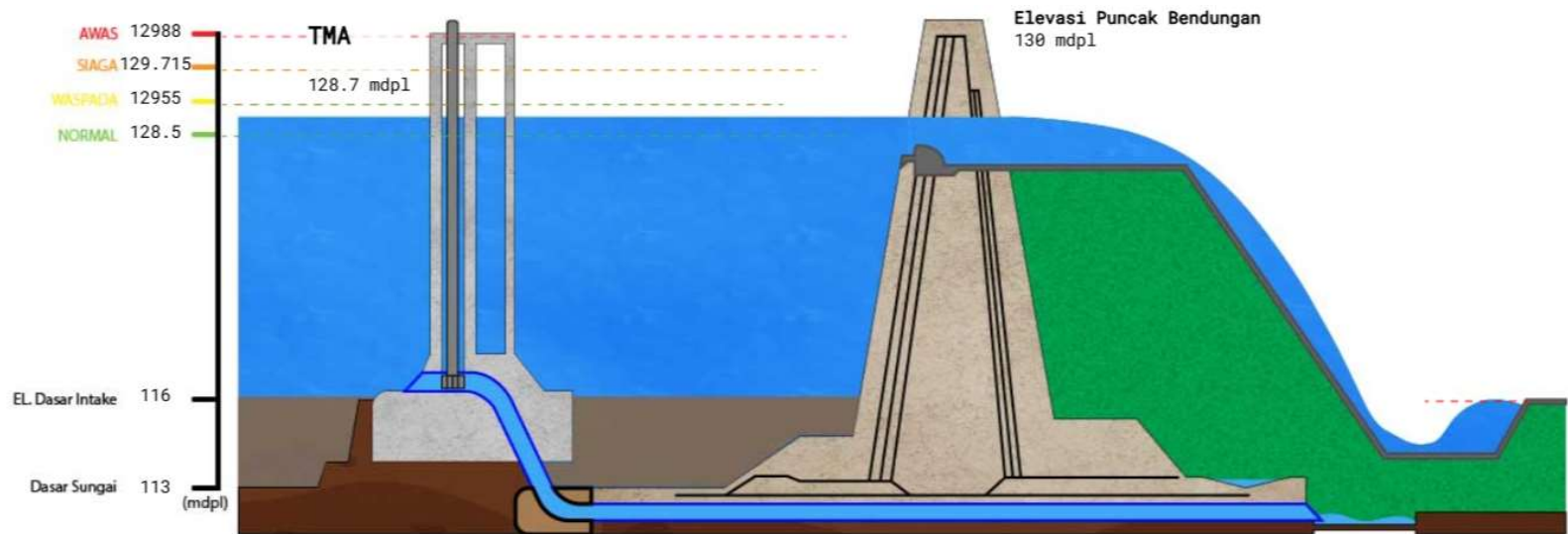
- 1. Bendungan Penenda Gandor**
- 2. Bendungan Parado Kanca**
- 3. Bendungan Surabaya**



Bendungan Penenda Gandor



Bendungan Parado Kanca



Bendungan Surabaya